



Welcome to Holymead Primary School

This evening will be about:

- The transition from pre-school to primary school
- The expectations for school
- Opportunity to meet your child's class teacher
- Details of dates to visit classrooms and meet staff
- Collecting your new starter information pack: letter, Parent Handbook and additional school information.

Introductions

- Mr Jones – Headteacher
- Miss Hughes – Deputy Headteacher
- Miss Carreras – EYFS Lead and Assistant Headteacher Infant site
- Mrs Davies – Assistant Headteacher Junior site

Introductions

- Miss Williams - Rabbit Class teacher
- Miss Robbins – Red Panda Class teacher
- Mrs Sheehan and Miss Gonzalez – Robin Class

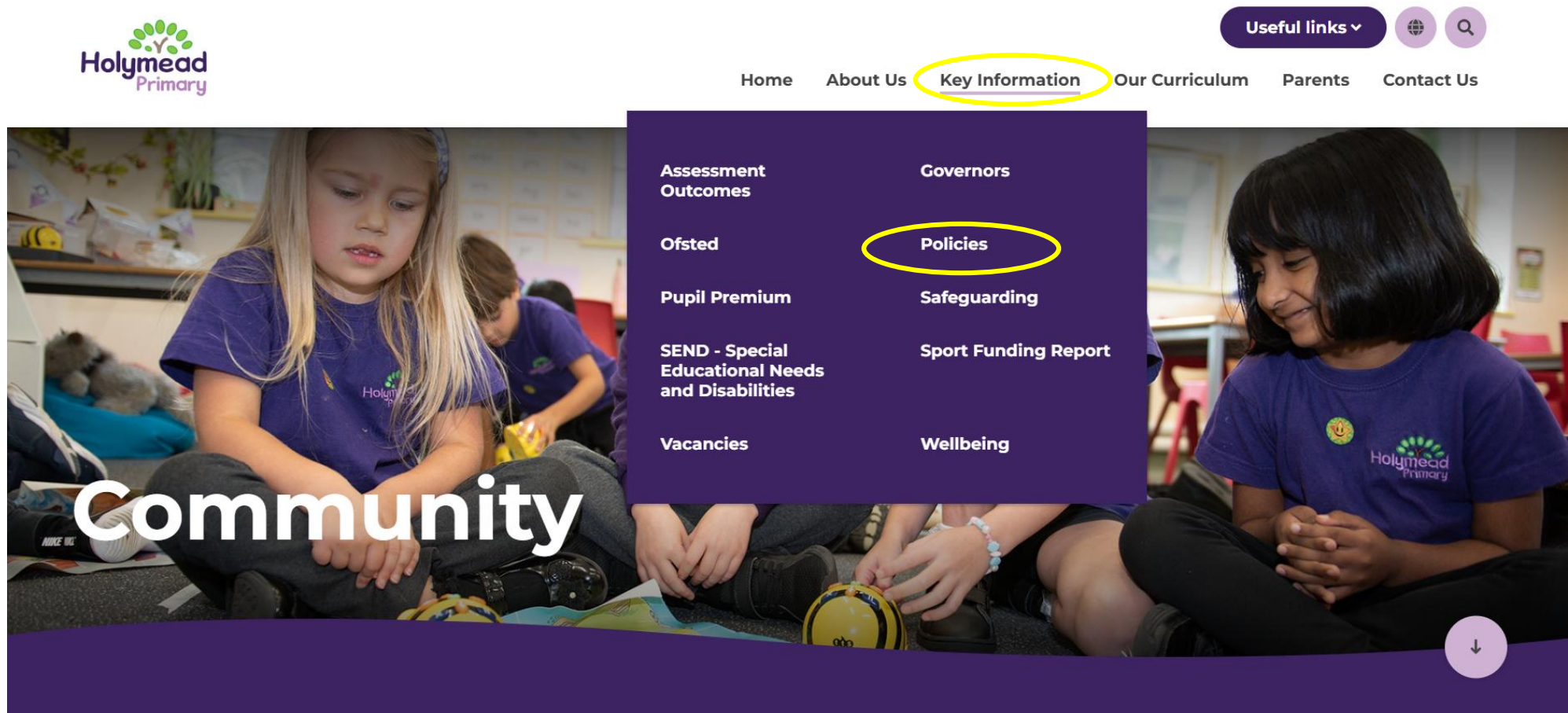
- Reception LSA in each class

Holymead Primary School

- 3 Form entry school
- Primary School – Year R, KS1 (Years 1 & 2), KS2 (Years 3 4 5 & 6)
- Split site school
- 610 pupils on roll

Policies

You will find our policies on our [website](#)



The image shows a screenshot of the Holymead Primary website. The top left features the school's logo, which consists of a green tree icon above the text 'Holymead Primary'. The top right navigation bar includes a 'Useful links' dropdown menu, a globe icon, and a search icon. Below this, a horizontal menu contains the following items: 'Home', 'About Us', 'Key Information', 'Our Curriculum', 'Parents', and 'Contact Us'. The 'Key Information' item is circled in yellow. A dropdown menu is open from 'Key Information', listing several categories: 'Assessment Outcomes', 'Ofsted', 'Pupil Premium', 'SEND - Special Educational Needs and Disabilities', 'Vacancies', 'Governors', 'Policies', 'Safeguarding', 'Sport Funding Report', and 'Wellbeing'. The 'Policies' item in this dropdown is also circled in yellow. The background of the website is a photograph of children in a classroom, with the word 'Community' overlaid in large white text on the left side. A small downward arrow icon is visible in the bottom right corner of the page.

School uniform



- White/dark purple polo shirts
- Grey/black school trousers/shorts/skirt/dress
- Dark purple fleece/ jumpers/ cardigans
- White and purple summer dresses
- Black school shoes or all black trainers
- Fastenings they can do for themselves e.g. Velcro on shoes
- Everything labelled/named please!

PE kit

- Tee-shirt in white or dark purple
- Shorts and jogging bottoms/leggings, if cold – all black
- Daps/Trainers –black
- Earrings need covering with tape. No dangly ear rings, just studs or small hoops
- Hair accessories should be small, not get in the way of work and in the school colours of black, white or dark purple
- Other items such as socks and tights should be in school colours e.g. black, white or dark purple

School Uniform, PE kits and book bags can be ordered online via our website or purchased in local shops



Our curriculum

At Holymead Primary School we want our pupils to achieve high quality outcomes, through a broad, balanced, inspiring (creative, fun and exciting) curriculum.

Our focus is on:

- Keeping children safe
- Good quality teaching focusing on skills and knowledge
- A well planned, coherent, varied and interesting curriculum
- High quality outcomes
- Memorable and inspiring experiences

Curriculum

We have identified, using a range of data, 3 key factors that underpin and shape our School Curriculum.

- Promoting Pupils' Personal Responsibility
- Developing Pupils' Life Skills
- Increasing Pupils' Cultural Capital



Unicef Rights Respecting School



Focus on Extracurricular Activities









Good King & ...
...









Free School Meals and Pupil Premium Funding for Schools

The relevant support payments are:

- Universal Credit if your household income is less than £7,400 a year or £616.67 a month after tax
- Income Support
- Income-based Jobseeker's Allowance
- Income-related Employment and Support Allowance
- The guaranteed element of State Pension Credit
- Child Tax Credit (as long as you're not also entitled to Working Tax Credit and have an annual gross income of no more than £16,190)
- Working Tax Credit run-on (paid for four weeks after you stop qualifying for Working Tax Credit)
- Support under Part 6 of the Immigration and Asylum Act 1999



The Friends of Holymead Primary School would like to welcome all new parents and carers to the school community.

We would like to take this opportunity to let you know a bit more about 'The Friends of Holymead Primary School' and how you can get involved. We really hope to meet you in September.

What's it all about?

Friends of Holymead School are a friendly group of parents and carers who work together with the school, to support our children's education and learning experiences. We provide the school with extra funding, by raising money in a fun and sociable way.

When you give support, you're not just baking a cake, donating gifts or giving up your time to volunteer for events. You're buying equipment for the playground, new learning activities, sending children on outings, enabling cultural and educational opportunities, making new friends and helping to make your child's school more brilliant.

You will find it personally rewarding to engage with the Friends group because it is a great way to make new friends within the school community. It is also important that the Friends have support from you to enable the organisation of fun activities for parents and children as well as raising money for the school.

We can't do it without you!

Friends of Holymead is made up of a committee plus a much wider team of helpers, volunteers, event planners, shoppers, gift wrappers, graphic designers and cake bakers. Everyone is welcome and you don't have to join the committee (although we would love you to!).

We meet every month or so. These meetings are for everyone, and are a great way to keep up to date with what is going on. We also keep in touch with a wider group of volunteers via a whatsapp.

24/25 Committee: Jo Atherton, Becy Hastie (Co-Chairs), Karis Ford-Roberts, (Treasurers), Mirela Ferencz, Amy Abrahams (Co-Secretaries) (25/26 committee will be voted in at the AGM)

In 23/24 we raised

over **£11,000** and funded...

- ★ Outlast - outdoor construction Blocks
- ★ Author visit
- ★ Living chicks project
- ★ Coaches for Brean
- ★ Yr 6 Leavers Disco
- ★ SATS breakfast
- ★ Infant Disco entertainer/ refreshments
- ★ Santa gits for Infants
- ★ Reading Shed Library
- ★ Books for Reading Shed
- ★ Sensory Circuits

(24/25 figures will be published in September 2025)

Get in touch!

Being a parent or carer of a Holymead child means you are automatically invited to join the Friends. Please email us to say hi, and express your interest in volunteering. holymeadfriends@gmail.com

We also have our Annual General Meeting at the start of the academic year, and everyone is welcome!



Transition Visits



The dates for visits are on the letter in your pack. Please keep to the dates and times you are given so we can manage numbers.

Stay and play visits for parents and children:

Monday 8th June – Rabbit

Tuesday 9th June – Red Panda

Wednesday 10th June – Robin

Your visit will either be from 9:30am – 10:15am OR 10:30am – 11:15am. Please check your letter.

Please bring your child's birth certificate to the office so we can check we have your child's correct DOB.

Transition Visits



Classroom visits (children only):

Tuesday 16th June OR Wednesday 17th June from 9:30am till 10:30 am.

Tea and coffee to be served in the Hub on the junior site.

Shuffle Up day (children only):

Wednesday 1st July from 9:45am – 10:45am

Please bring your child to their new classroom and leave them for these short visits to get used to being on their own.

Starting school in September



Monday 7th September to Friday 11th September

8.35am for 8.40am (register) -12.00am **OR** 1.00pm-3.10pm.

If you child is mornings they will stay until 12:20pm on 11.9.26 and have lunch.

Monday 14th September to Friday 18th September

8.35am for 8.40am (register) -12.00am **OR** 1.00pm-3.10pm.

If you child is mornings they will stay until 12:20pm on 18.9.26 and have lunch.

Monday 21st September children will start school full time from 8:35am until 3:10pm.

School is long and different to pre-school. Children become more tired. You may notice they are full of enthusiasm and then after about 4 weeks the novelty has worn off, the reality sets in and they say 'I don't want to go to school any more'! Don't worry, this is perfectly normal!

Lunch

- Universal free school meal for children up to 7. The school lunches are freshly cooked on the premises.
- School Menu is at the office and online on our website.
- You can choose school dinner or bring in a packed lunch.
- Packed lunches are to be healthy, with no chocolates, sweets or fizzy drinks.
- SMSAs will return half eaten food so you can see what your child hasn't eaten.
- We will let you know if your child does not eat much of their school dinner.



Mid-morning snack

- Free fruit and vegetables provided daily.
- Water bottles available all day.
- Milk is free until children turn 5 and then you can order and pay for milk if you wish. Please ask at the school office.
- We do not allow treats to be brought in from home eg for birthdays or after holidays, due to the wide variety of dietary needs and allergies in school so please do not send sweets, cakes or biscuits.



Getting ready for school

You can help your child prepare for school...

Emotionally

- Encourage them to talk about how they are feeling
- Keep trying when things are difficult
- Teaching them to ask for help

Socially/communication

- Playing games that encourage taking turns and sharing
- Engage for a short while, e.g listening to a story or at an activity of their choice
- Follow simple instructions
- Sing nursery rhymes and familiar songs



Getting ready for school


You can help your child prepare for school...

Physically

- Be able to use the toilet independently, wiping themselves and flushing the toilet (Refer to [ERIC](#) charity for support with potty training)
- Washing their hands
- Teaching them to dress themselves, especially coats, shoes and socks
- Be confident when running, jumping and climbing
- Build muscle control in their arm and fingers

Practically

- Can open their packed lunch box and eat independently
- Use a knife and fork
- Can sit at a table when they eat
- Have practiced getting their uniform on and being ready to leave on time
- Have a good bedtime routine so they get enough sleep



Getting ready for school

You can help your child prepare for school...

Academic extras

- Can recognise their name
- Be aware of numbers and counting
- Hold a pencil with a comfortable grip and begin to practice pencil control by colouring in pictures



The school day

- The EYFS framework identifies the essential role of **play** in your child's development.
- It is through both child-led play and play guided by an adult that your child will develop confidence and relationships with others. Through play, our Early Years' Team will help your child to extend their vocabulary and develop their communication skills.
- A greater focus on teaching specific skills will occur as your child progresses through their Reception year, which will help them to prepare for Year One.
- When your child is full time we will build up to teaching daily phonics and maths sessions and two other whole class inputs a day.
- We will plan our curriculum based around the children's interests.

We will hold a meeting in September/October to explain what your child will be learning in school, assessment and an introduction to phonics.



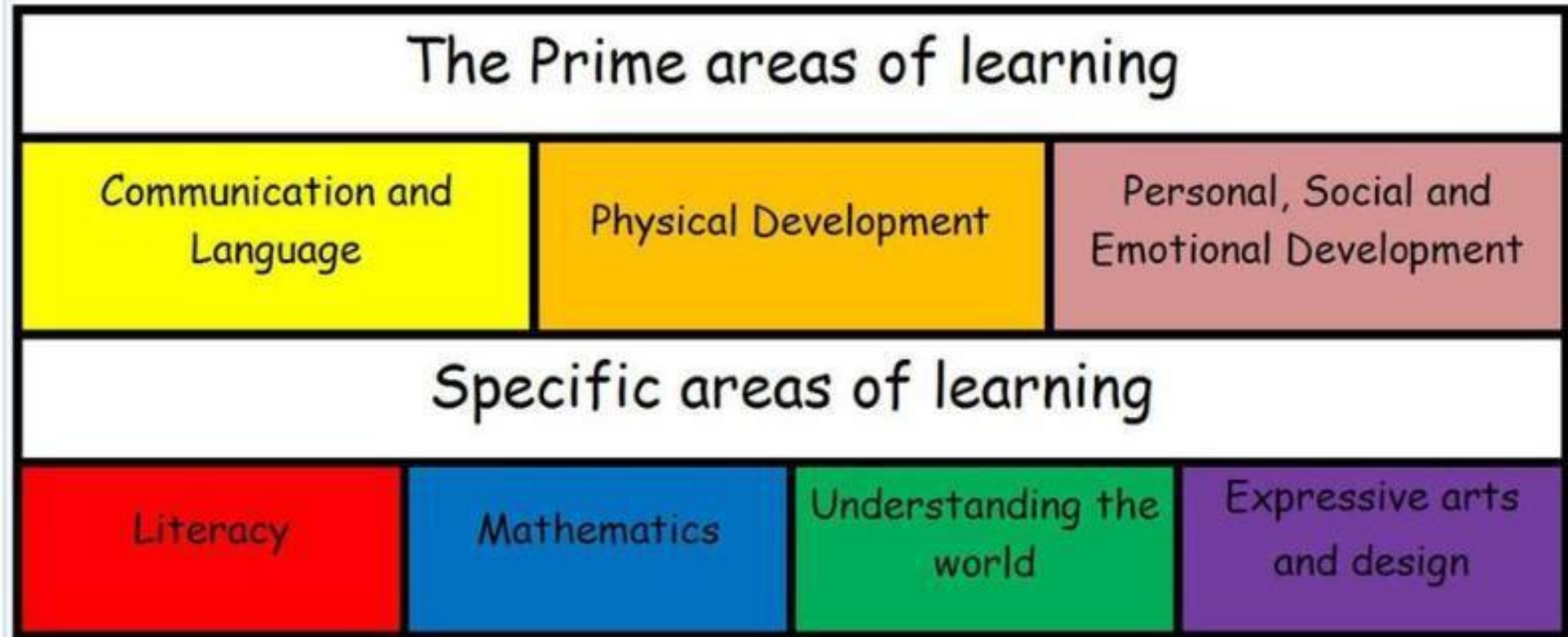
The EYFS curriculum

Characteristics of Effective Learning:

- Playing and Exploring
- Active Learning
- Creating and Thinking Critically
- Emotional Wellbeing



The EYFS curriculum



Trips and visits

- Local visits
- Exciting trips
- Dress up days
- Nativity performances



Tapestry

- Online learning diary with photographs, comment and details about what your child has been doing at school.
- Focus is on quality interactions, rather than recording everything.
- You can log on to Tapestry via the website or on the app and look at your child's observations once you have received your log in details.
- You can write your own observations of your child to show us what they can do or like to do at home and we'd love you to comment/contribute.

What do you need to bring to school?

- Book bag or back pack –your child’s reading diary and reading books will be in here once they have settled in.
- Named water bottle.
- Weather appropriate clothing (e.g. raincoats, sunhats, wellies).
- Spare underwear





Communication

- Parent mail
- School newsletter
- School website
- Come and have a chat

Partnership

We are keen to have a good partnership between Home and School.

If you have any worries, please see your class teacher. A good time to see them is after school because before school they will be setting up the classroom.

Punctuality is very important. Please note the new start time. Doors open at 8.35am and the register is taken at 8.40am.

If your child is absent please ring the school on the first day of absence or we will be ringing you.

Our policy states holidays are not authorised in term time. Should you need to take time off school for exceptional circumstances, such as a funeral then please fill in an absence form.

Information

Getting involved

If you want to help on trips or with reading in school please see the office to apply for a DBS (police) check.

Wrap around care

Breakfast Club is run on the Infant site and After School Clubs run in the Hub on the Junior site. Children are walked to and from their classes by staff. Ask at the office for details or find more information on our [website](#).



We look forward to meeting your children. Class lists have been completed and include a balance of abilities so cannot be changed now. Please be assured your child will make friends and we will support them to build new relationships.

Please remember to keep your important letter with dates on and bring your Parent Handbook information, Tapestry letters and birth certificate on your first visit.

We look forward to working with you over the next 7 years!
Now let's see which class your child is in...