


# READING IN RECEPTION



**WEDNESDAY 6<sup>TH</sup> NOVEMBER 2019**


# WELCOME

## Aims:

- What we do in school
- What is phonics?
- How you can help at home

# HOW WE TEACH READING AT SCHOOL

- Tricky words the no
- Letter sounds s a t p i n
- Books



# PHONICS

---

Letters and sounds:



- Structured programme
- Six phases
- Fast pace, lots of consolidation
- **Blending** for reading
- **Segmenting** for writing
- **Tricky words**



# PHONICS

## Jolly Phonics:

- Actions
- Letter formation





# PHASE I

---

- All about sounds, musical, environmental, voice and body
- Aural discrimination of sounds, including letter sounds
- Blending and segmenting orally

## PHASE 2

---

- Learning specific letters and sounds
- Reading tricky words:

I go no to the

- Blending and segmenting vc and cvc words, and in captions and sentences

# HOW DOES IT SOUND?

---

- No -uh unless it's 'u' !
- Think about your mouth





# PHASE 3

---

- All other sounds are taught
- Alphabet names are important to describe the sounds made by more than one letter
- More tricky words for reading
- Writing I go no to the
- Blending, segmenting, reading, writing words, captions and sentences

# PHONICS

---

What do we teach at school:

- 4 phonic sounds each week
- 1 tricky word each week
- Letter sounds – **s a t p i n** (phase 2 an 3)
- Introducing sounds, blending, segmenting
- Letter formation
- Reading books

# HOME LEARNING BOOKS

- Practise letter formation
- Pictures
- Given out Friday, collected in by Wednesday



# TRICKY WORDS

## Phase 2 Tricky Words Word Mat

I no to  
the  
into go

## Phase 3 Tricky Words Word Mat

he she we  
me be you  
are was  
all her my  
they

## Phase 4 Tricky Words Word Mat

said have like so  
do some come  
little one were  
there what when  
out

# TRICKY WORDS


---

Your child needs to learn to read these words by sight. Here are some ways you can support them with this at home:

- Play snap, pairs etc
- Word splat
- Build short sentences
- Recognise them in 'real' reading, e.g. can you spot 'the' on every page
- First learn to read them, then learn to write them and use in sentences.



# BOOKS



**1,2**




**Pink**

**3, 4, 5**




**Red**

**6, 7, 8**



**Yellow (by end YR)**

**9, 10, 11**



**Blue**

**12, 13, 14**




**Green**

**15, 16**



**Orange**

**17, 18**



**Turquoise**

**19, 20**



**Purple**

**21, 22**



**Gold (by end Y2)**

**23, 24**



**White**

**25, 26**



**Lime**

# THE BOOKS ARE RELATIVELY EASY TO READ

---

- They mimic natural patterned language.
- They contain repetitive phrases.
- They are full of picture clues.
- The words are fairly simple and easy to predict.
- The books contain a range of words - both phonically decodable and tricky words.

# MY CHILD IS LEARNING THE BOOK OFF BY HEART

---

- Well yes they are!
- This is one of the first stages of becoming a successful reader.
- They are learning that words contain meaning!
- In time children learn to read more words and use their knowledge of phonics to decode.

# HOW TO READ WITH YOUR CHILD AT HOME

---



- Discuss the front cover-what could the story be about?
- Read the title together
- Look at the pictures-what can you see? Can you tell me what you think is going to happen?
- Ask your child to sound out the letters and blend the words together. At this stage they may be able to sound out the letters but you may need to model how to blend. Encourage them to point to each word.
- Recognising tricky words on the page
- Ask questions about the story




# HOW CAN I HELP MY CHILD AT HOME?

- Listen to your child read
- De – bug the book
- Support them decoding unfamiliar words
- Phonic games
- Tricky words
- Join the local library



# HOME

---



- Lots of positive support.
- Routines help.
- Library book, reading books, phonic book, tricky words
- Write in your child's reading record so we know they have read at home
- Variety of books for pleasure
- Library
- Any difficulties at home please speak to the teacher.

# EXPECTATIONS

---

- 5/10 minutes 3 times a week
- Reading record
- Changing reading books
- Monitoring reading logs



# READING

- The expectation in Reception is to read with your child at least 3 times a week
- Marbles in a jar incentive



## Reading marbles

How many times have you read at home with your child this week?

This term we are starting a reading reward system in Reception. The children will work in teams in their colour groups and they can earn a marble for their jar by reading at least 3 times a week at home.

Once their colour group's jar is full, each child in that group can choose a special activity or prize.

Please help your child to earn marbles for their team by reading at least 3 times a week at home!

Thank you  
The EYFS team



# THE BENEFITS OF READING TO YOUR CHILD

---



**Sets children up to achieve** – The more you read to your child, the more knowledge they absorb, and knowledge is important in all aspects of life.

**Develops language skills** – Reading books ensures that your child is exposed to vocabulary on different topics.

**Exercises your child's brain** – Reading to young children affects their brain activity and can support and promote early reading skills.

**Enhances concentration** - Children learn to concentrate and sit still for longer periods of time, which can help when they go to school.

**Encourages a thirst for knowledge** – Leads to questions about the book and the information within.

**Teaches about different topics** – Gives a wide range of information for children to learn.

**Develops imagination and creativity** – Engagement with a book prompts children to imagine what the characters are doing; they imagine the setting as reality.

**Helps to develop empathy** – Children identify with characters and feel what they are feeling.

**Books are a form of entertainment** - Children will become more likely to choose a book to read for pleasure over another activity when they are bored.



# Foundation Stage Reading Morning



You are welcome to come  
into the classroom and read  
with your child every  
**Thursday** morning from  
8:50am until 9:10am.

We hope you can join us.

# Helping with reading in school

We would like to invite you to become a parent helper and support children in school with their reading.

You may choose a day and time that suits you and it could be every week or ad hoc. You would not be reading with children in your child's class but children in one of the other reception classes.

If this sounds like something you would be interested in please speak to your child's teacher.

We really appreciate your continued support.

Thank you  
The Reception team



# GOOD BYE AND THANK YOU

---

- Don't forget to read to your child
- Sign the reading record book
- Help them learn their letter sounds
- Join the library
- Visit the book fayre

