

Phonics
ee ur ow
wh y au

Year 1 Phonics

Monday 30th September 2019

Thank you for taking the time to come.
If you think of any questions, you would like something explained further, please do stay and ask us afterwards.












































What is phonics?

Phonics is recommended as the first strategy that children should be taught in helping them learn to read and write.

It runs alongside other teaching methods such as Guided Reading and Shared Reading to help children develop all the other vital reading skills and hopefully give them a real love of reading.


As well as sentence work, grammar and story based learning in Writing.

The English language only has around **44 phonemes** but there are around **120 graphemes** (ways of writing these down).

 a	 b	 c/k	 d	 e	 f	 g	 h	 i	 j	 l	 m	 n	 o	 p
	bb bu be	c k ck ke ch qu que cc	dd ed de	ea a ie ei	ff fe ph gh	gg gu gh gue	wh	y u	ge dge dg g	el ll le il al ul	mm me mb mn	ne nn kn gn	a ho	pe pp
 qu	 r	 s	 t	 u	 v	 w	 x	 y	 z	 oo	 ee	 sh	 ch	 th
	rr rh wr	ss ce se c sc st ps	te tt ed	a o ou ah oo	ve	wh	ks kes		s zz se ze	u	e ey y ie ea ei i	ti ci si ssi ch s	t tch	the
 ar	 oi	 oa	 ow	 or	 ng	 igh	 er	 ai	 ui	 ue	 si	 eer	Sound Chart NZ ACCENT Copyright © 2010 Kelly Rowlingson Resource Village www.resourcevillage.co.nz	
a ear al	oy	o ow oe ough	ou ough	ore au ar augh aw al oor oar our ough	n	i y ie ye eye ei	ir ur ure ear re or our	aigh ay a ea ei eigh ey ae e et	oo u ue ew o ou oe ough	u ew eu	s ge z g	ear ere ier air are eir		

The sounds we learn in Year 1

Phase 3 sounds



(Phase 4 sounds)

Phase 5 sounds



Daily Phonics lesson: examples Introduce the sound

Owl Class learning 'j'



Reading words with focus sound

Segment (split up the sounds)

Using sound button to help identify the sounds.

. For a single sound (t d p)

__ for digraphs and trigraphs (ai, ch, igh)

Blend (merge the sounds together)

Slowly blend the sounds together until they hear the word.

Example of
segmenting
and blending
'sh'



Writing words with focus sound

- **Segment** (split the sound up into sounds)

Children use phoneme fingers to help them identify the sounds they hear.

Children then write these down.

Example: 'igh'



Phonic teaching sequence

Phase 2 (taught in Reception)

Single sounds (phonemes)- s a t p i n

Phase 3 (revisited in year 1)

Digraphs (two letters which make one sound)

• ch, qu, sh, ai **snail** **shop**

Trigraphs (three letters which make one sound)

igh, ear, air, **light** **chair**

Phonic teaching sequence

Phase 4

- Adjacent consonants at the start of a word

dr, pl, tr tree plant

Adjacent consonants at the end of a word

mt, pt, nt went cramp

- Longer words (breaking words into sizable chunks/syllables)

handbag parking

Phonic teaching sequence

Phase 5

More digraphs - ay ue ...

Link to sound families

ai ay a-e ee ea igh ie

Split sounds



a-e e-e i-e o-e cake bone

Tricky words

Phase 2 to 5 Tricky Words			
Phase 2	Phase 3	Phase 4	Phase 5
I no the to go into	he she we me be you are her was all they my	said have like so do some come little one were there what when out	oh Mrs people their called Mr looked asked could

- Can not be fully sounded out.
- Need to recognise them by sight without sounding them out.
- Help with fluency in reading.
- Homework
- Displayed in classrooms


Activities to apply phonics



Phonic screening check

- Carried out in June 2020
- 40 words- real and nonsense words

river
diving
beehive
midnight

stip	
prool	
darps	
thand	

What you can do to help at home

- Listen to your child read.
 - Practise tricky words sent home.
 - Learn phonic sounds.
 - Keep an eye out for homework.
 - Completing phonic book activities.
-
- Read words in the environment.
 - Visit libraries.

