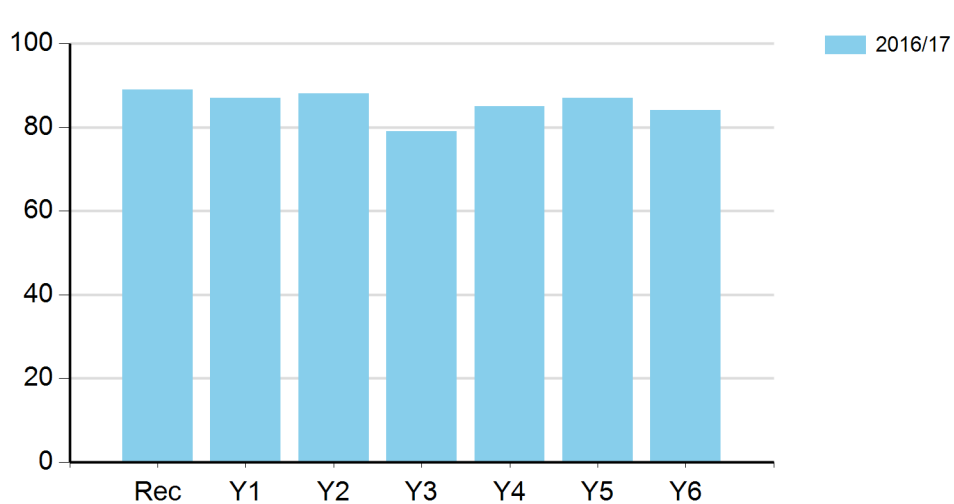


SCHOOL SPORT REPORT

HOLYMEAD PRIMARY SCHOOL (2016/17)

Pupil Numbers



	Total
2016/17	599

Pupil Numbers (By Key Stage)

	2016/17
KS1	264
KS2	335
School Total	599

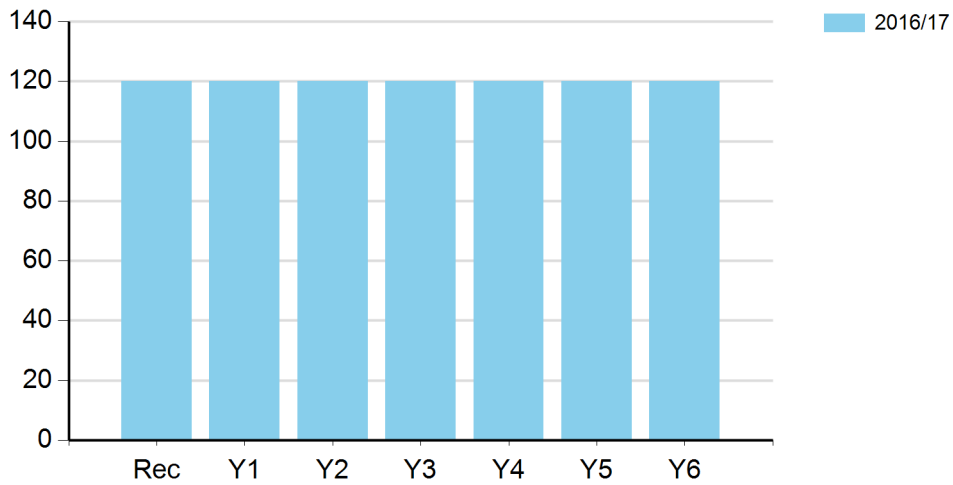
© 2015 BRISTOL SSP & TEC I.T. Ltd

This report has been produced on behalf of BRISTOL SSP and is based on information provided by individual schools.

BRISTOL SSP and TEC I.T. Ltd accept no responsibility for inaccurate data submitted.

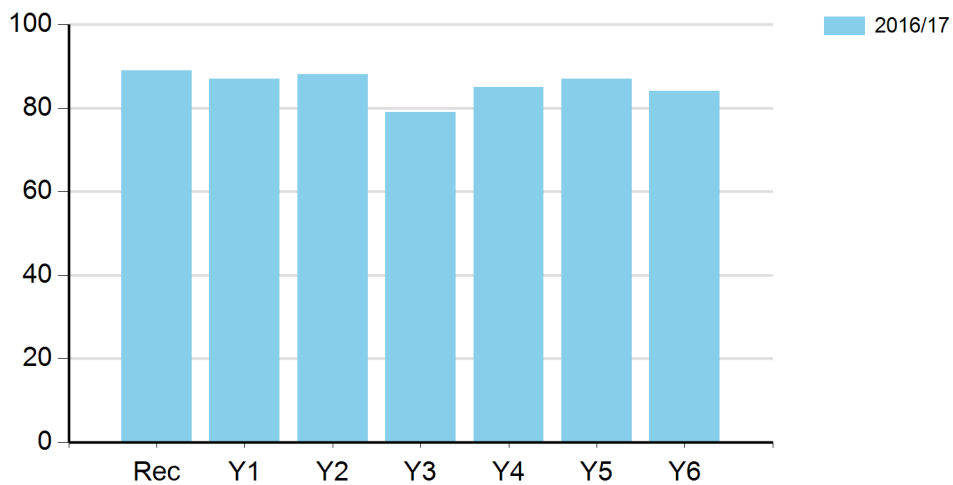


Minutes of PE in a typical week



	Total
2016/17	840

Number of young people participating in Intra School / Level 1 competitions



	Total
2016/17	599

© 2015 BRISTOL SSP & TEC I.T. Ltd

This report has been produced on behalf of BRISTOL SSP and is based on information provided by individual schools.

BRISTOL SSP and TEC I.T. Ltd accept no responsibility for inaccurate data submitted.



Number of young people participating in Intra School / Level 1 competitions (By Key Stage)

	2016/17
KS1	264
KS2	335
School Total	599

Percentage of young people involved in Intra / Level 1 competition

	2016/17
Rec	100.00%
Y1	100.00%
Y2	100.00%
Y3	100.00%
Y4	100.00%
Y5	100.00%
Y6	100.00%
Total School Average	100.00%

Intra / Level 1 comments

In KS1 and EYFS children have taken part in a variety of inter-school tournaments including games such as "Dishes and Domes" and "Treasure Chests".

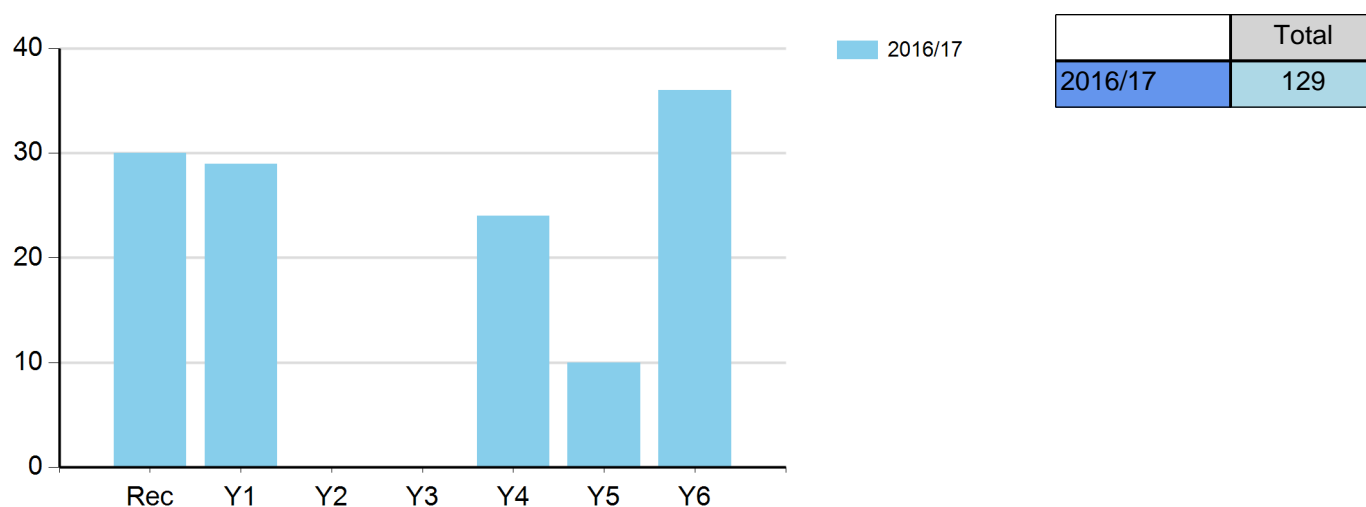
© 2015 BRISTOL SSP & TEC I.T. Ltd

This report has been produced on behalf of BRISTOL SSP and is based on information provided by individual schools.

BRISTOL SSP and TEC I.T. Ltd accept no responsibility for inaccurate data submitted.



Number of young people involved in Inter / Level 2 competition



Number of young people involved in Inter / Level 2 competition (By Key Stage)

	2016/17
KS1	59
KS2	70
School Total	129

© 2015 BRISTOL SSP & TEC I.T. Ltd

This report has been produced on behalf of BRISTOL SSP and is based on information provided by individual schools.

BRISTOL SSP and TEC I.T. Ltd accept no responsibility for inaccurate data submitted.



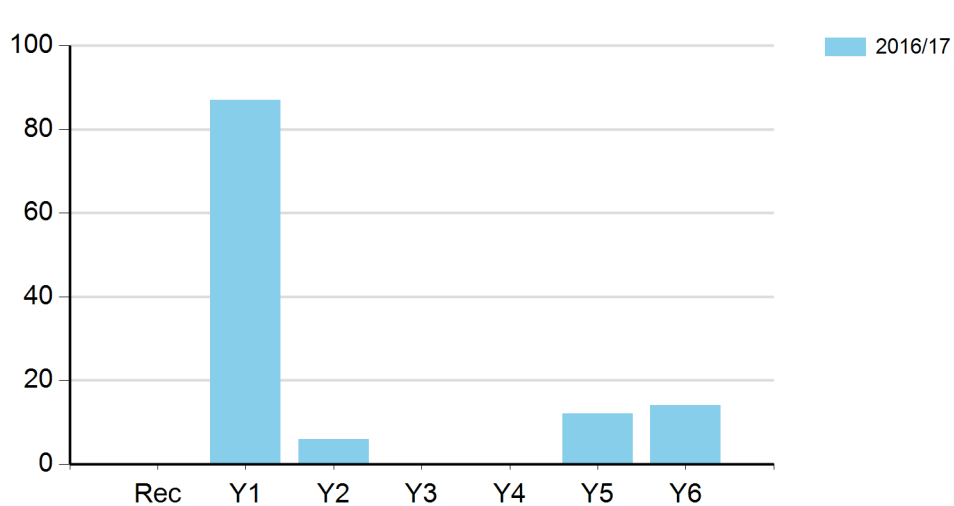
Percentage of young people involved in Inter / Level 2 competition

	2016/17
Rec	33.71%
Y1	33.33%
Y2	0.00%
Y3	0.00%
Y4	28.24%
Y5	11.49%
Y6	42.86%
Total School Average	21.54%

Inter / Level 2 comments

This is numbers to 31/3/17 more will be added during terms 5&6.
 This does not yet include swimming numbers (children will be competing at a National Event in Sheffield next term)

Number of young people involved in Sports Leadership



	Total
2016/17	119

© 2015 BRISTOL SSP & TEC I.T. Ltd

This report has been produced on behalf of BRISTOL SSP and is based on information provided by individual schools.

BRISTOL SSP and TEC I.T. Ltd accept no responsibility for inaccurate data submitted.



Number of young people involved in Sports Leadership (By Key Stage)

	2016/17
KS1	93
KS2	26
School Total	119

Percentage of young people involved in Sports Leadership

	2016/17
Rec	0.00%
Y1	100.00%
Y2	6.82%
Y3	0.00%
Y4	0.00%
Y5	13.79%
Y6	16.67%
Total School Average	19.87%

Leadership comments

Year 1 work with Reception children as Playground Pals during term 5&6 as a transition for Foundation Stage children. transi

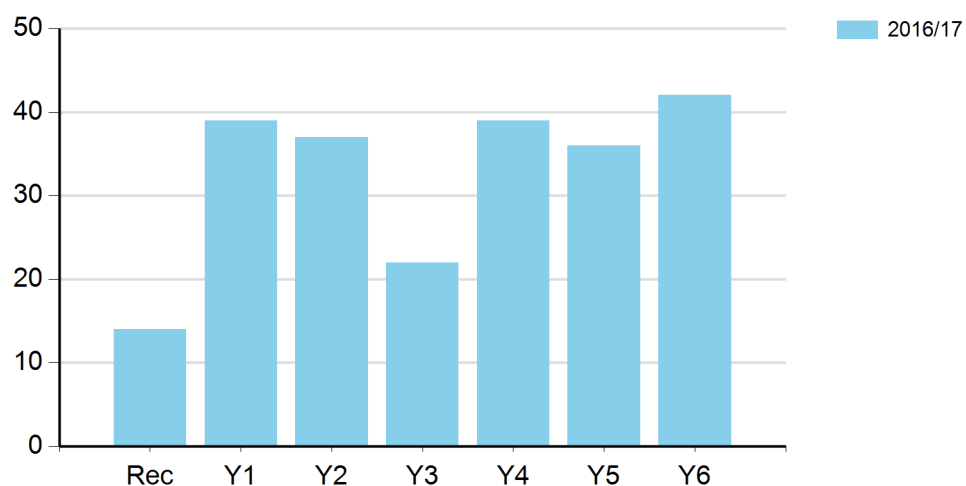
© 2015 BRISTOL SSP & TEC I.T. Ltd

This report has been produced on behalf of BRISTOL SSP and is based on information provided by individual schools.

BRISTOL SSP and TEC I.T. Ltd accept no responsibility for inaccurate data submitted.



Number of young people participating in extra curricular sporting activity



	Total
2016/17	229

Number of young people participating in extra curricular sporting activity (By Key Stage)

	2016/17
KS1	90
KS2	139
School Total	229

© 2015 BRISTOL SSP & TEC I.T. Ltd

This report has been produced on behalf of BRISTOL SSP and is based on information provided by individual schools.

BRISTOL SSP and TEC I.T. Ltd accept no responsibility for inaccurate data submitted.



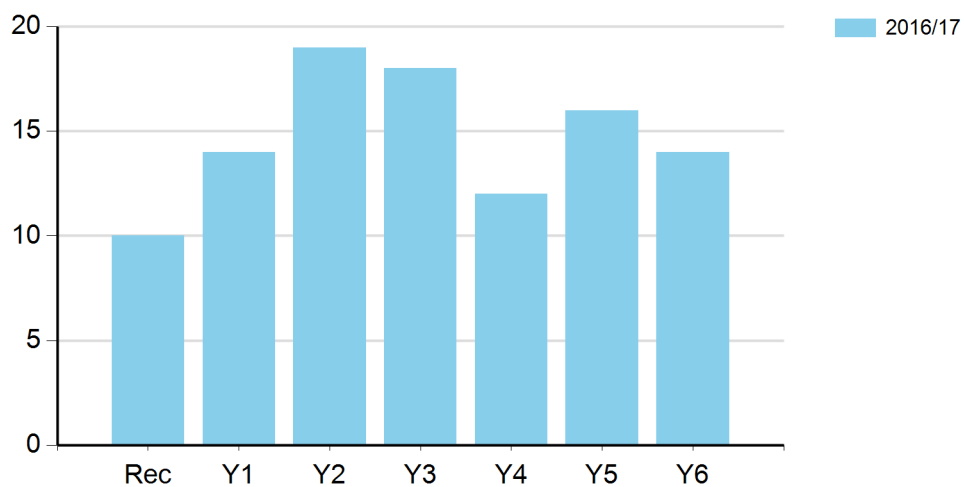
Percentage of young people participating in extra curricular sporting activity

	2016/17
Rec	15.73%
Y1	44.83%
Y2	42.05%
Y3	27.85%
Y4	45.88%
Y5	41.38%
Y6	50.00%
Total School Average	38.23%

Extra Curricular Comments

This list still needs to include Boccia and clubs beginning Term 5 & 6.

Number of young people (SEN) participating in Intra School / Level 1 competitions



	Total
2016/17	103

© 2015 BRISTOL SSP & TEC I.T. Ltd

This report has been produced on behalf of BRISTOL SSP and is based on information provided by individual schools.

BRISTOL SSP and TEC I.T. Ltd accept no responsibility for inaccurate data submitted.



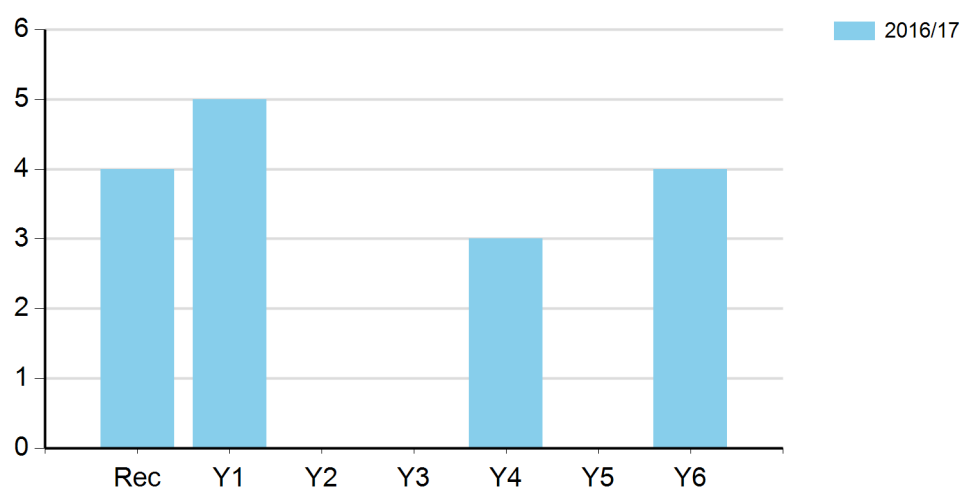
Number of young people (SEN) participating in Intra School / Level 1 competitions (By Key Stage)

	2016/17
KS1	43
KS2	60
School Total	103

Percentage of young people (SEN) involved in Intra / Level 1 competition

	2016/17
Rec	100.00%
Y1	100.00%
Y2	100.00%
Y3	100.00%
Y4	100.00%
Y5	100.00%
Y6	100.00%
Total School Average	100.00%

Number of young people (SEN) involved in Inter / Level 2 competition



	Total
2016/17	16

© 2015 BRISTOL SSP & TEC I.T. Ltd

This report has been produced on behalf of BRISTOL SSP and is based on information provided by individual schools.

BRISTOL SSP and TEC I.T. Ltd accept no responsibility for inaccurate data submitted.

tecIT

© 2015 BRISTOL SSP & TEC I.T. Ltd

This report has been produced on behalf of BRISTOL SSP and is based on information provided by individual schools.

BRISTOL SSP and TEC I.T. Ltd accept no responsibility for inaccurate data submitted.



Number of young people (SEN) involved in Inter / Level 2 competition (By Key Stage)

	2016/17
KS1	9
KS2	7
School Total	16

Percentage of young people (SEN) involved in Inter / Level 2 competition

	2016/17
Rec	40.00%
Y1	35.71%
Y2	0.00%
Y3	0.00%
Y4	25.00%
Y5	0.00%
Y6	28.57%
Total School Average	15.53%

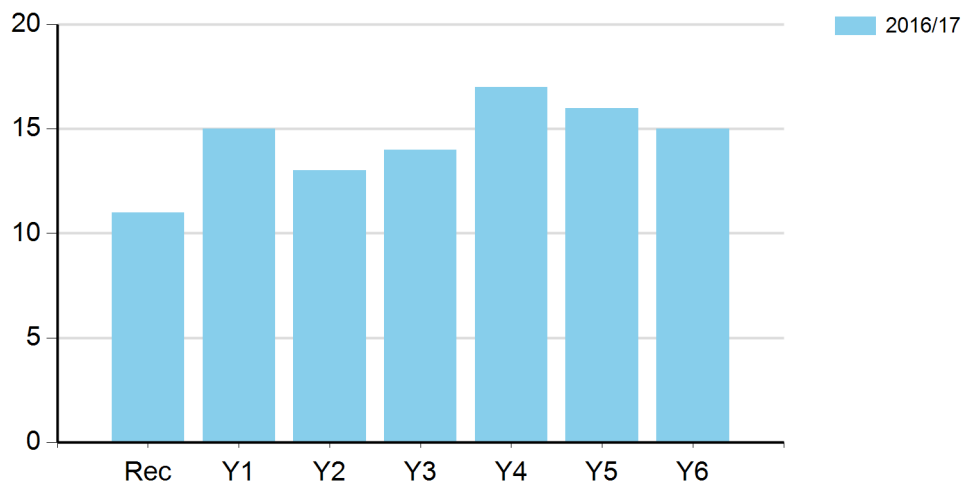
© 2015 BRISTOL SSP & TEC I.T. Ltd

This report has been produced on behalf of BRISTOL SSP and is based on information provided by individual schools.

BRISTOL SSP and TEC I.T. Ltd accept no responsibility for inaccurate data submitted.



Number of young people (Pupil Premium) participating in Intra School / Level 1 competitions



	Total
2016/17	101

Number of young people (Pupil Premium) participating in Intra School / Level 1 competitions (By Key Stage)

	2016/17
KS1	39
KS2	62
School Total	101

© 2015 BRISTOL SSP & TEC I.T. Ltd

This report has been produced on behalf of BRISTOL SSP and is based on information provided by individual schools.

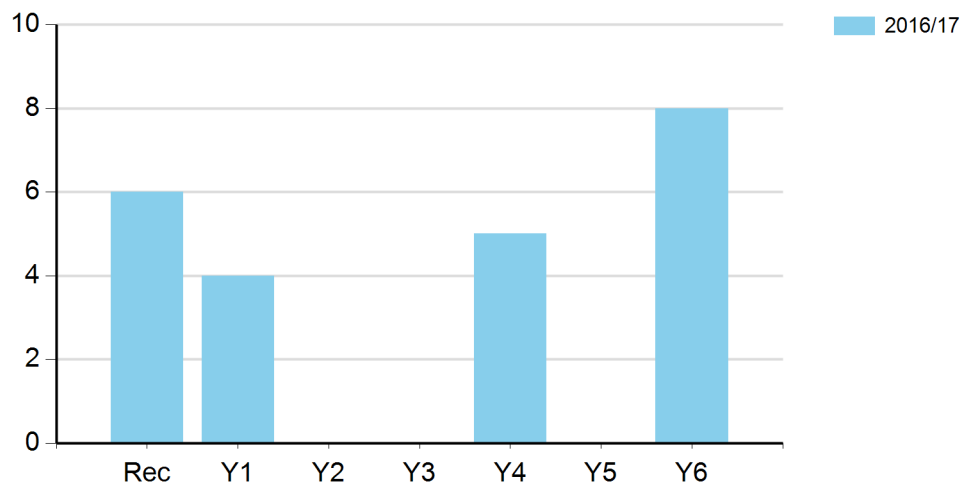
BRISTOL SSP and TEC I.T. Ltd accept no responsibility for inaccurate data submitted.



Percentage of young people (Pupil Premium) involved in Intra / Level 1 competition

	2016/17
Rec	100.00%
Y1	100.00%
Y2	100.00%
Y3	100.00%
Y4	100.00%
Y5	100.00%
Y6	100.00%
Total School Average	100.00%

Number of young people (Pupil Premium) involved in Inter / Level 2 competition



	Total
2016/17	23

© 2015 BRISTOL SSP & TEC I.T. Ltd

This report has been produced on behalf of BRISTOL SSP and is based on information provided by individual schools.

BRISTOL SSP and TEC I.T. Ltd accept no responsibility for inaccurate data submitted.



Number of young people (Pupil Premium) involved in Inter / Level 2 competition (By Key Stage)

	2016/17
KS1	10
KS2	13
School Total	23

Percentage of young people (Pupil Premium) involved in Inter / Level 2 competition

	2016/17
Rec	54.55%
Y1	26.67%
Y2	0.00%
Y3	0.00%
Y4	29.41%
Y5	0.00%
Y6	53.33%
Total School Average	22.77%

© 2015 BRISTOL SSP & TEC I.T. Ltd

This report has been produced on behalf of BRISTOL SSP and is based on information provided by individual schools.

BRISTOL SSP and TEC I.T. Ltd accept no responsibility for inaccurate data submitted.

